


Harrington Scholar-Innovator Award: SmartSimple Submission Instructions

**** Recommended Browsers: Google Chrome and Safari ****

Creating an Account

1. Go to the [SmartSimple home](#) page and click 'Register Here' to create an account.
 - a. If you are a past applicant and/or you already have an account created, click 'Forgot Password' and a temporary password will be emailed to you.
 - b. If you have any questions, please contact Becca at Rebecca.Koopman@HarringtonDiscovery.org.



The screenshot displays the website header and a login/register section. The header includes the logo for 'THE HARRINGTON PROJECT FOR DISCOVERY & DEVELOPMENT' and 'Harrington Discovery Institute University Hospitals | Cleveland Ohio'. The main content area is divided into two columns. The left column, titled 'Harrington Discovery Institute', contains a paragraph of text describing the institute's mission. The right column, titled 'Login', contains a registration prompt 'New to this site? Register Here' with a red arrow pointing to the link. Below this are input fields for 'Email:' and 'Password:', a 'Login' button, and a 'Forgot Password?' link with a red arrow pointing to it. At the bottom of the right column is a 'Browser Compatibility' link.

2. Complete the fields on the 'Register Here' page and click 'Submit' at the bottom of the page.

UH Home Sign Up for HDI news and updates

THE HARRINGTON PROJECT
FOR DISCOVERY & DEVELOPMENT

Harrington Discovery Institute
University Hospitals | Cleveland, Ohio

Organization and Applicant Information

i Please find your organization name by typing a keyword into the **Organization Name** field.
If you're unable to find your organization, **click here** to register.
If you are a returning user, **click here** to login.

* Organization Name

* Salutation
Sir ▼

* First Name

* Last Name

* Email

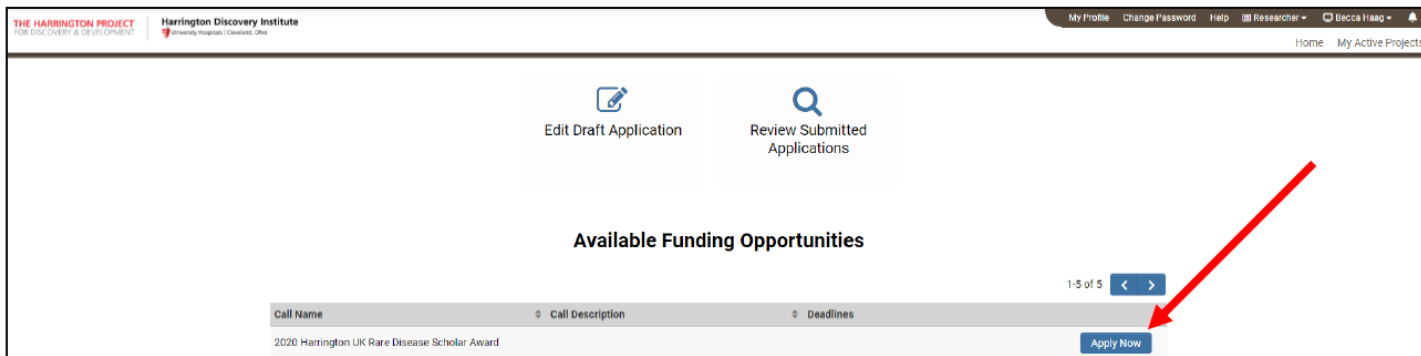
* Professional Title

Submit

3. Once you submit your registration, you can then log into the SmartSimple home page (Step 1).

Starting an Application

- Once logged in, your screen should look similar to the below. Click the 'Apply Now' button for the Harrington Scholar-Innovator Award.



- The next screen will include eligibility questions. Please answer the questions, then click the 'Continue' button at the bottom of the page.

Are you a physician (MD or MD/PhD)?

Yes
 No

Do you hold a faculty position at accredited academic medical centers, universities or research institutions?

Yes
 No

Will you conduct your research within the United States or Canada?

Yes
 No

Are you a resident or have a valid permit to work in the United States or Canada during the period of the grant?

Yes
 No

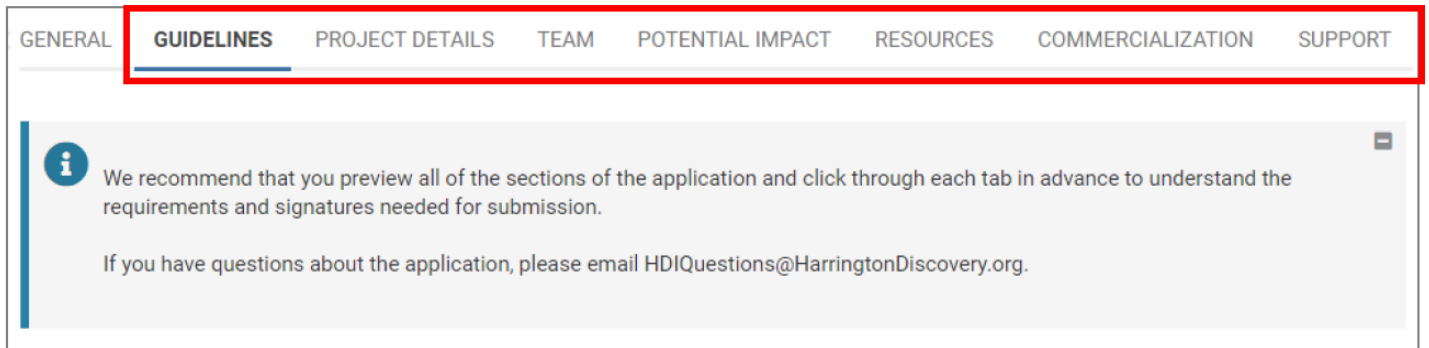
Do you have a single PI who will be responsible for project oversight & financial management? The PI may engage collaborators, core labs, or commercial CROs to execute any fraction of the project.

Yes
 No

Is this a new proposal? Past recipients of HDI Scholar-Innovator awards may submit new and distinct proposals but may not seek additional support for previously funded projects.

Yes
 No

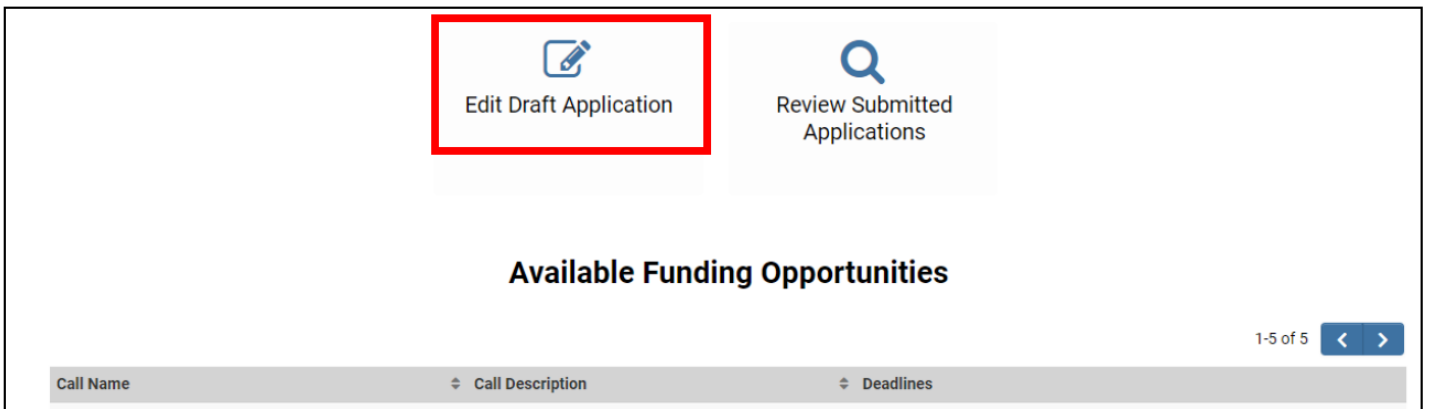
- Once you complete the eligibility questions, you will be taken to the 'Guidelines' tab. This is where the full application begins. We recommend that you preview all of the tabs and questions in advance, in order to understand the requirements and signatures needed for submission.



- Once all questions have been answered, click the 'Submit' button at the bottom of the screen to complete your full application.

Save Draft and Edit Application

- At any time, you can click 'Save Draft' at the bottom of the page and return to your application at a later time.
- When you log back into SmartSimple to return to your application, click the 'Edit Draft Application' button on the top, and see the application(s) you have in 'Draft' status.



- Click the 'Open' button to the right of the application to edit, finalize and submit when complete.

